

Hoses and hose fittings

GBO.LOK®




Flexible metal corrugated hose

SFH series

Feature

Stainless steel material;
 Maximum working pressure: 1600PSI (110bar);
 Multiple sizes and end connections to choose from: 1/4" to 2", 6mm to 38mm;
 Custom options and components are optional.



Technical Parameter

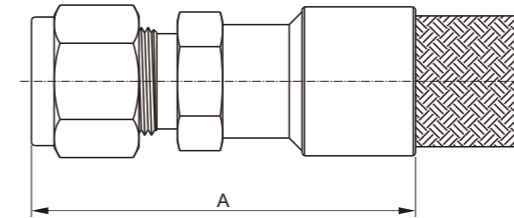
hose nominal size(in.)	hose nominal size	min bending radius,in.(cm)		temperature range °F(°C)	working pressure@-325°F to 300°F (-200°C to 148°C)psig(bar)	min burst pressure @70°F(20°C),psig(bar)
		static state	dynamics			
1/4	SFH4	1.00(2.54)	4.33(11.0)	-325 to 800 (-200 to 426)	1600 (110)	6400 (440)
3/8	SFH6	1.20(3.05)	5.91(15.0)		1470 (101)	5880 (405)
1/2	SFH8	1.50(3.81)	6.50(16.5)		1110 (76.4)	4440 (305)
3/4	SFH12	2.10(5.33)	8.86(22.5)		860 (59.2)	3440 (237)
1	SFH16	2.70(6.86)	10.2(25.9)		680 (46.8)	2720 (187)
1 1/4	SFH20	3.10(7.87)	11.8(30.0)		680 (46.8)	2720 (187)
1 1/2	SFH24	3.90(9.91)	13.4(34.0)		520 (35.8)	2080 (143)
2	SFH32	5.10(13.00)	15.4(39.1)		450 (31.0)	1800 (124)

Pressure temperature rating

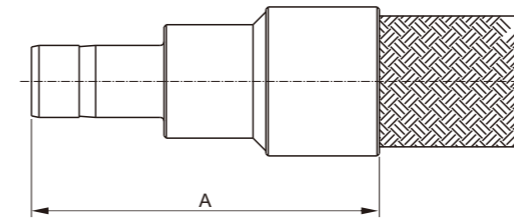
hose nominal size(in.)	1/4	3/8	1/2	3/4	1	1 1/4	1 1/2	2
temperature, °F (°C)	work pressure, vacuum to ...psig(bar)							
-200(-325) to 148(300)	1600(110)	1470(101)	1110(76.4)	860(59.2)	680(46.8)	680(46.8)	520(35.8)	450(31.0)
204(400)	1488(102)	1367(94.1)	1032(71.1)	800(55.1)	632(43.5)	632(43.5)	484(33.3)	419(28.8)
260(500)	1376(94.8)	1264(87.0)	955(65.7)	740(50.9)	585(40.3)	585(40.3)	447(30.7)	387(26.6)
315(600)	1296(89.2)	1191(82.0)	899(61.9)	697(48.0)	551(37.9)	551(37.9)	421(29.0)	365(25.1)
371(700)	1232(84.8)	1132(77.9)	855(58.9)	662(45.6)	524(36.1)	524(36.1)	400(27.5)	347(23.9)
398(750)	1200(82.6)	1103(75.9)	833(57.3)	645(44.4)	510(35.1)	510(35.1)	390(26.8)	338(23.2)
426(800)	1184(81.5)	1088(74.9)	821(56.5)	636(43.8)	503(34.6)	503(34.6)	385(26.5)	333(22.9)

End connection

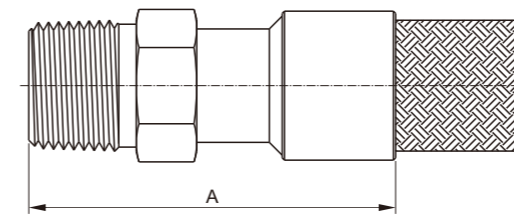
GBO-LOK card sleeve connector



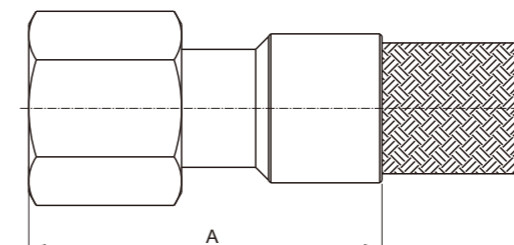
Tube Fittings



NPT male thread joint



NPT female thread joint



Model		Tube outer diameter (in.)	size A (mm)
Hose series	end connection type/specs		
SFH4	S4	1/4	47.5
SFH6	S6	3/8	50.8
SFH8	S8	1/2	61.7
SFH12	S12	3/4	66.5
SFH16	S16	1	81.3
SFH20	S20	1 1/4	96.3
SFH24	S24	1 1/2	108.0
SFH32	S32	2	133.0

Metric connections can be provided upon request.

Model		Tube outer diameter (in.)	size A (mm)
Hose series	end connection type/specs		
SFH4	T4	1/4	38.6
SFH6	T6	3/8	46.0
SFH8	T8	1/2	54.9
SFH12	T12	3/4	63.5
SFH16	T16	1	75.9

Metric connections can be provided upon request.

Model		Pipe thread specs(in.)	size A (mm)
Hose series	end connection type/specs		
SFH4	M4N	1/4	43.2
SFH6	M6N	3/8	48.5
SFH8	M8N	1/2	58.9
SFH12	M12N	3/4	62.3
SFH16	M16N	1	77.5
SFH20	M20N	1 1/4	79.8
SFH24	M24N	1 1/2	85.9
SFH32	M32N	2	92.2

If ISO tapered threads are required, use R instead of N for the product model. For example: SFH4-M4R.

Model		Pipe thread specs(in.)	size A (mm)
Hose series	end connection type/specs		
SFH4	F4N	1/4	46.0
SFH6	F6N	3/8	46.7
SFH8	F8N	1/2	62.2
SFH12	F12N	3/4	61.2
SFH16	F16N	1	74.2
SFH24	F24N	1 1/2	83.3

If ISO tapered threads are required, use R instead of N for the product model. For example: SFH4-F4R.

Ordering Information

Example



1

Hose series/size

series/size	
SFH4	SFH6
SFH8	SFH12
SFH16	SFH20
SFH24	SFH32

End Connection 1 Type

S	M	F	T
GBO-LOK card sleeve connector	male thread joint	female thread joint	Tube Fittings

End Connection Specs

Tube outer diameter code

code	4	6	8	12	16	20	24	32
Outside diameter(in.)	1/4	3/8	1/2	3/4	1	1 1/4	1 1/2	2
code	6M	10M	12M	20M	25M	-	-	-
Outside diameter(mm)	6	10	12	20	25	-	-	-

Pipe thread code

Outside diameter(in.)	1/4	3/8	1/2	3/4	1	1 1/4	1 1/2	2	
code	NPT thread	4N	6N	8N	12N	16N	20N	24N	32N
	BSPT thread	4R	6R	8R	12R	16R	20R	24R	32R

Tube Fittings code

code	T4	T6	T8	T12	T16
Outside diameter(in.)	1/4	3/8	1/2	3/4	1

2

End connection 2 type/specs details end connection1.

4


Total length (unit: meter)

Plug in pipe joint

SPH series

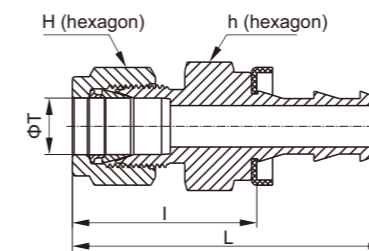
Feature

Material: stainless steel or brass;
The connector can be reused.

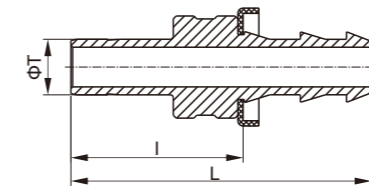


Plug in pipe joint size table

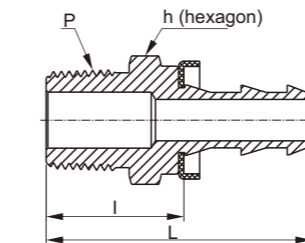
GBO-LOK card sleeve connector



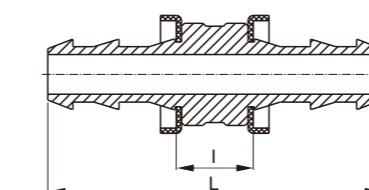
Tube - hose connector



male thread-hose connector



Direct hose connector



Model	pipe nominal size(in.)	T-Tube OD(in.)	size(mm)			
			hexagon(in.)		I	L
			H	h		
SPH4-S4	1/4	1/4	9/16	9/16	30.7	50.0
SPH6-S6	3/8	3/8	11/16	3/4	31.5	53.6
SPH8-S8	1/2	1/2	7/8	7/8	36.1	62.7

The dimensions are for reference only. If there are any changes, the actual product shall prevail.

Model	pipe nominal size(in.)	T-Tube OD(in.)	size(mm)	
			I	L
SPH4-T4	1/4	1/4	29.7	49.0
SPH6-T6	3/8	3/8	29.5	51.6
SPH8-T8	1/2	1/2	36.1	62.7
SPH12-T12	3/4	3/4	37.6	79.8

The dimensions are for reference only. If there are any changes, the actual product shall prevail.

Model	pipe nominal size(in.)	P-NPT thread size	h hexagon (in.)	size(mm)	
				I	L
SPH4-M4N	1/4	1/4	9/16	23.4	42.7
SPH6-M4N	3/8	1/4	11/16	23.6	45.7
SPH6-M6N	3/8	3/8	11/16	23.6	45.7
SPH8-M8N	1/2	1/2	7/8	29.0	55.6
SPH12-M12N	3/4	3/4	1 1/16	29.2	71.4

The dimensions are for reference only. If there are any changes, the actual product shall prevail.

Model	pipe nominal size(in.)	size(mm)	
		I	L
SPH4-4	1/4	14.0	52.6
SPH6-6	3/8	13.0	57.2
SPH8-8	1/2	13.0	69.4
SPH12-12	3/4	13.0	100.8

The dimensions are for reference only. If there are any changes, the actual product shall prevail.